



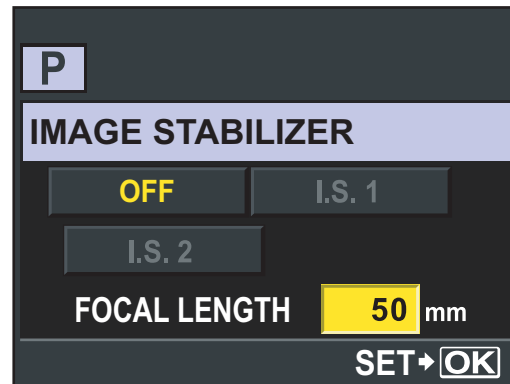


# Setting the Focal Length for the Image Stabilizer Function

By setting the focal length of the lens in advance, you can use the image stabilizer function with lenses other than the Four Thirds system.

- 1 Press the IS button to display the [IMAGE STABILIZER] screen.
- 2 Press the  button.
- 3 Set the focal length using the control dial or  , then press .



Possible focal length settings

8 mm	10 mm	12 mm	16 mm	18 mm	21 mm	24 mm	28 mm	30 mm	35 mm
40 mm	48 mm	50 mm	55 mm	65 mm	70 mm	75 mm	80 mm	85 mm	90 mm
100 mm	105 mm	120 mm	135 mm	150 mm	180 mm	200 mm	210 mm	250 mm	300 mm
350 mm	400 mm	500 mm	600 mm	800 mm	1000 mm				

- If you are using a lens with a focal length that is not shown on the chart, please select the closest value.
- This setting is invalid when the Four Thirds system lens is attached.