

OLYMPUS[®]

Your Vision, Our Future

OLYMPUS
Endo**Therapy**
BEYOND THE SCOPE

Single-Use Triple-Lumen Needle Knife

NeedleCut3 



Introducing V-System-compatible needle knives for more efficient, trouble-free incision of the papilla prior to ERCP

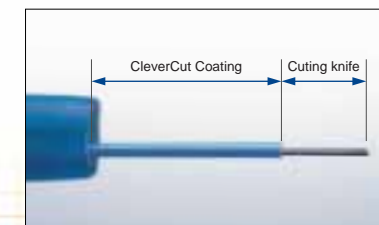
Now featuring two needle knives with a host of useful features including **CleverCut coating*** to the V-System lineup



* Available with the KD-V451M only

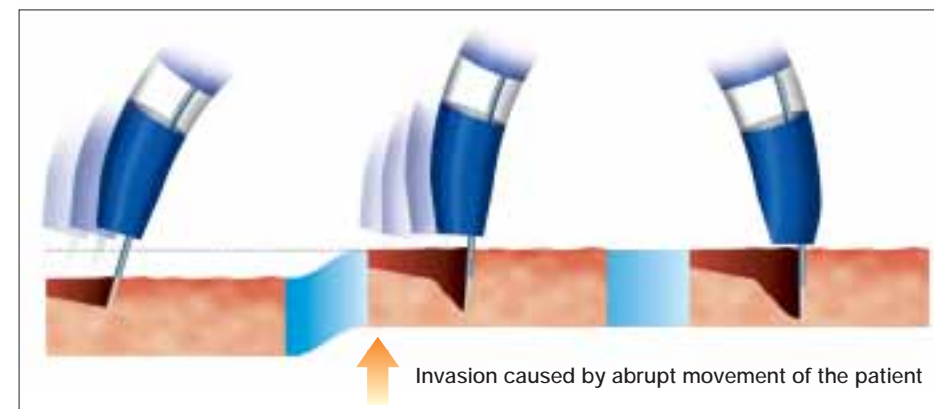
Specifically designed for incision of the papilla

The needle at the tip of the NeedleCut3V is specifically designed for incision of the papilla of Vater prior to ERCP. When you can't perform cannulation effectively with a cannula alone or even with a sphincterotome, leave it to the NeedleCut3V. The needle's length and diameter are optimized for fast, and effective papillotomy.



CleverCut coating prevents unintended deep incision (KD-V451M only)

When the papilla moves abruptly during cutting, the knife can slip and make a deep incision that perforates the tissue. To prevent this, the tip of the KD-V451M's needle is coated with Olympus's exclusive CleverCut coating — a kind of insulation that minimizes damage to the surrounding tissue. Even when the papilla moves suddenly, the CleverCut coating works as a "stopper" and prevents the needle knife from advancing and penetrating deeply into the tissue.

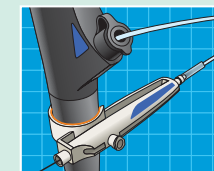


Offering unprecedented control, versatility, high performance, and a timesaving design that enables you to replace or switch devices in just seconds, the innovative V-System allows endoscopists to carry out a variety of ERCP procedures without assistance



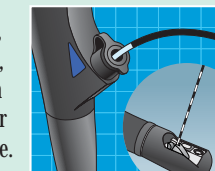
C-Hook

Attached to the scope control section, the convenient C-Hook makes it easy for you to maneuver the guidewire, inject contrast media, and manipulate the device handle — all while keeping a grip on the scope control section.



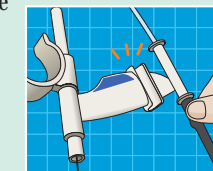
V-Marking

Located on the proximal side of the sheath, the exclusive V-Marking lets you know when you can lower the V-Groove forceps elevator by showing you when the device tip has reached the distal end of the scope. Similarly, during withdrawal, it shows you when to raise the elevator to lock the guidewire.



V-Sheath

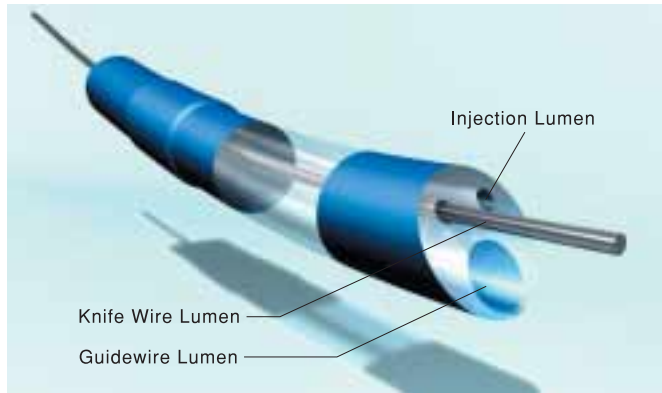
The forked design of the V-Sheath allows separation of the guidewire sheath and injection sheath/handle so that the device can be controlled by either the endoscopist or the assistant.



Features

Triple-lumen sheath for quick cannulation and contrast medium injection

The triple-lumen design facilitates cannulation after incision of the papilla without requiring that the catheter be exchanged. Full separation of the injection lumen and guidewire lumen allows contrast media to be smoothly injected with a guidewire in place.



Tapered tip design for smooth insertion

The NeedleCut3V's tip is tapered to facilitate insertion into the papilla while keeping the incision as small as possible.

Precurved tip for easier knife positioning

Thanks to its precurved distal end, the NeedleCut3V provides stable cannulation capability.

Radiopaque marking for excellent fluoroscopic visibility

The tip of the sheath features a marking made of a highly radiopaque material that enables easy confirmation of the device tip position under fluoroscopy.

Ergonomic handle for excellent control

The NeedleCut3V's handle has an easy-to-grip design that makes it easy to manipulate.

Specifications

Model	Working length	Minimum channel size	Maximum insertion portion diameter	Distal tip diameter	Needle diameter	Needle length	Coated length of the needle	Compatible guidewire
KD-V441M	1700 mm	2.8 mm	2.5 mm	1.6 mm (5 Fr .)	0.2 mm	5 mm	-	0.035 inch (0.89 mm)
KD-V451M							3 mm	



KD-V451M

KD-V441M

Specifications, design and accessories are subject to change without any notice or obligation on the part of the manufacturer.

OLYMPUS[®]

OLYMPUS MEDICAL SYSTEMS CORP.
Shinjuku Monolith, 3-1 Nishi-Shinjuku 2-chome, Shinjuku-ku, Tokyo 163-0914, Japan
OLYMPUS MEDICAL SYSTEMS EUROPA GMBH
Postfach 10 49 08, 20034 Hamburg / Wendenstrasse 14-18, 20097 Hamburg, Germany
OLYMPUS AMERICA INC.
3500 Corporate Parkway, P.O. Box 610, Center Valley, PA 18034-0610, U.S.A.
OLYMPUS LATIN AMERICA, INC.
5301 Blue Lagoon Drive, Suite 290 Miami, Florida 33126-2097, U.S.A.
KEYMED LTD.
Keymed House, Stock Road, Southend-on-Sea, Essex SS2 5QH, England

OLYMPUS SINGAPORE PTE LTD.
491B River Valley Road #12-01/04, Valley Point Office Tower, Singapore 248373
OLYMPUS HONG KONG AND CHINA LIMITED
Room 1520-1527, Ocean Centre, 5 Canton Road, Tsimshatsui, Kowloon, Hong Kong
OLYMPUS (BEIJING) SALES & SERVICE CO., LTD.
Room.1202, NCI Tower, A12 Jianguomenwai Avenue Chaoyang District Beijing, 100022, China
OLYMPUS MOSCOW LIMITED LIABILITY COMPANY
117071, Moscow, Malaya Kaluzhskaya 19, bld. 1, fl.2, Russia
OLYMPUS AUSTRALIA PTY LTD
31 Gilby Road, Mount Waverley, VIC., 3149, Australia

www.olympus.com

Printed in Japan F1256SE-3-1007